



International Journal of Innovative Research in Science Engineering and Technology (IJIRSET)

(A Monthly, Peer Reviewed, Refereed, Scholarly Indexed, Open Access Journal)



Impact Factor: 8.699

Volume 14, Issue 8, August 2025

Partial Replacement of Cement and Sand with Marble Powder and Surkhi in Concrete

Nisarg Mahesh Bhagwat¹, Prof. Arvind Vawhale

M. Tech Student, Department of Civil Engineering, Sreeyash College of Engineering, Chh.Sambhajinagar,
Maharashtra, India¹

Professor, Department of Civil Engineering, Sreeyash College of Engineering Chh.Sambhajinagar, Maharashtra, India²

ABSTRACT: The construction industry worldwide has made remarkable progress in building innovative structures using different materials. Concrete being an important ingredient in construction field. Its suitability is a cause of concern in recent times. To provide sustainability many waste materials have been used in construction industry like fly ash, saw dust, natural fibers residue, coal, steel slag etc. waste material produced from industries can be used in production of concrete by substituting cement, coarse aggregate or fine aggregate. Keeping in mind the above concern a low cost, environment friendly and sustainable options are to be explored. The thesis focuses on combination of replacing cement with marble powder and replacing the fine aggregate with surkhi, both waste materials used to provide a sustainable option in construction industry. Trials of various proportion mixes were done and compressive strength of each was tested and determined. The project specifies the replacement of cement with marble powder in varying percentages of 3%, 6%, 9%, 12% and replacing sand with surkhi in 10%, 20%, 30%, 40%. Various trials are conducted on the specimens of cube, beam and cylinder. The tests conducted for the project were compressive strength, Split tensile Strength and Flexural Strength. The concrete casted was for M30 grade cured for 7 days and 28 days. In this study the replacement of cement with marble powder and sand with surkhi enhances the properties of concrete. Marble powder having cementitious properties surkhi having pore filling properties led to a stronger bond between cement sand and aggregated. An increase strength was observed for the compressive strength and maximum strength was obtained at 9% marble powder and 30-40% surkhi for both 7 days and 28 days. Similar trend was observed for flexural strength obtaining maximum flexural strength at 9% marble powder and 30-40% surkhi for both 7 days and 28 days. Split tensile strength observed a gradual increase in strength throughout the variations. Maximum split tensile strength was observed at a combination of 12% marble powder with 40% surkhi. Based on the studies, utilizing 10% as the replacement of cement and 30% surkhi is recommended to obtain the optimum benefits.

KEYWORDS: Marble powder, surkhi, compressive strength, concrete, mix proportions, sustainability

I. INTRODUCTION

In modern construction practices, concrete stands as a cornerstone material, renowned for its versatility, strength, and durability. However, the conventional production processes of concrete rely heavily on finite natural resources, such as sand and cement, which pose significant environmental challenges and economic burdens. In response, researchers and engineers have increasingly turned their attention to alternative materials and substitute techniques to address these concerns while enhancing concrete performance. One such promising approach is the partial replacement of sand with surkhi and cement with marble powder in concrete formulations. This innovative strategy presents a myriad of benefits that extend beyond mere cost savings and sustainability considerations.

Moreover, the core of this strategy is sustainability. Partial replacement mitigates the demand for natural resources, conserving precious sand deposits and alleviating the environmental strain associated with sand mining. Additionally, by utilizing waste materials like marble powder, derived from industrial processes, this method promotes economic principles by repurposing materials that would otherwise contribute to landfill waste. Cost efficiency emerges as a compelling advantage on a large scale. By incorporating alternative materials like surkhi and marble powder, which are often more readily available and economically viable compared to traditional counterparts, construction costs can be significantly reduced and more sustainable option can be made available. Beyond cost and sustainability, the integration of surkhi and marble powder enhances the workability of concrete mixes. These materials act as fillers,

improving cohesion and facilitating ease of placement during construction, thereby streamlining the building process. Furthermore, the mechanical properties of concrete are notably enhanced through partial replacement. Surkhi's pozzolanic properties foster the formation of additional cementitious compounds, augmenting compressive strength, flexural strength, and overall durability. Meanwhile, marble powder improves packing density and reduces porosity within the concrete matrix, reduces shrinkage and cracking tendencies, thus extending the service life of structures.

AIM AND OBJECTIVES

Specific objectives of the research were

- To examine the behavior of concrete incorporating marble powder and surkhi.
- To evaluate the mechanical properties of concrete containing surkhi and marble powder, with a focus on compressive strength.
- To provide a sustainable option in construction industry.

II. LITERATURES REVIEW

Polydorou et al. [1] investigated that industrial quarry waste build-up is yet another environmental issue and health threat. The danger could be reduced significantly or even resolved by inclusion of quarry waste in concrete and cementitious materials. By using quarry waste as a substitute for aggregate, cement, or additional cementitious material, it is possible to address the issue of waste accumulation while also making concrete and mortar compositions more sustainable. Quarry waste integration not only improves sustainability but also solves interfacial transition zone (ITZ) problems in concrete composites and improves some of the mechanical qualities of concrete. The use of quarry waste as a substitute for cement and aggregate was covered in this study, along with how it affects the durability and fresh and hardened properties of concrete, such as workability, density, splitting tensile strength, flexural strength, compressive strength, water absorption, and chloride resistance [1].

Arif et al. [2] reviewed that to determine whether waste brick powder (WBP) could be used successfully in place of cement in concrete. Comparing the replacement levels to the reference concrete, they were maintained at 5% and 10%. The tests included microscopic examination, Schmidt Hammer, ultrasonic pulse velocity, slump, density, compressive, flexural, and splitting tensile strengths. The workability increased as a result of the WBP's particle size and shape, according to the data. The smooth surfaces and rounded edges of WBP particles lubricate the mixture and produce a ball-bearing effect. The reduced density of WBP is the cause of the density drop. The improvement in concrete quality was indicated by the rise in compressive, split tensile, and flexural strengths. Waste brick powder's physical and chemical characteristics meet the needs of a pozzolanic material for concrete. The workability of concrete is improved by adding brick powder up to 30% more of the slump can be experienced if WBP is used to replace 10% of ordinary Portland cement (OPC). Concrete gains greater flexural, split tensile, and compressive strength when WBP is applied.

Compressive, tensile, and flexural strengths increase by 18%, 17%, and 3.5% in the fresh condition and by 10%, 24%, and 12% in the hardened state, respectively, when 10% of the cement is replaced with WBP [2].

Mansoor et al. [3] stated that the goal of the investigation was to determine the ideal amount of WBP to replace some of the cement. Three sets of tests were conducted for this purpose: mechanical, permeation properties, and fresh properties. The percentages of substituting ratios in the eight variations that follow are 10%, 15%, 20%, 25%, 30%, 35%, 40%, and 50%. In addition to the reference mix without powder replacements, the experimental programs comprise three groups of tests: transport properties (water absorption ratio, rate of water absorption, i.e., sorptivity, and permeable void ratio), fresh properties (flow test and fresh density), and mechanical properties (dry density, compressive strength, and flexural strength). However, for mixtures with a brick powder percentage of up to 20%, it was discovered that the in-hardened state's density was marginally higher than the reference mix. The results indicate that mixes incorporating WBP exhibit greater strength compared to the control mix. The combination with 15% WBP for both was tested for its maximum strength for both compressive and tensile strength. On the other hand, a tiny rise in dry density was seen for brick powder at 10% and 15%. For a constant water/binder ratio, it was discovered that the flowability, or workability, of fresh mixes reduced linearly as the quantity of waste brick powder rose. The findings show that WBP-containing mixes had stronger results than control mixes. Both the compressive and tensile strengths of the specimens were tested, and the mix containing 15% WBP showed the highest strength [3]. Singhal et al.

[4] found that the increase in demand is causing the output of marble to climb. From mining to the finished product, marble must pass through a number of procedures in the production process. When marble stone is prepared, a large quantity of waste is created. This waste can take many different forms, such as slurry, grits, boulders, and pebbles. When these wastes are dumped on roadsides, forest land, etc., they are not properly disposed of, which degrades the ecology around them. Findings indicate that while adding fly ash to replace 35% of the cement improved the fresh qualities, adding more admixture was necessary to achieve the necessary workability when replacing fine aggregate with marble slurry powder (MSP). The compaction factor increases when fly ash takes the place of OPC by 35%. However, adding MSP in place of fine aggregate reduced the workability. The fresh density of the mix reduces after 35% OPC replacement by fly ash in comparison to the control mix. The combination of F35M20, however, was shown to have the optimum fresh density value. At 28 days, the flexural strength of all the replacement mixes was less than that of the control mix. But a mix that substituted 20% MSP for fine aggregate was able to reach the desired 28-day flexural strength (F35M20) [4]. Singh et al.

[5] reviewed that recently, there has been a lot of interest in research on using marble powder in place of some of the cement in concrete. This research presents the influence of dried marble powder on concrete particle packing. The impact of marble powder on the hydration process, strength activity index, and potential causes of the strength increase have all been studied experimentally. Furthermore, two mathematical models for marble powder added to concrete were created utilizing statistical techniques and experimental data. The first model relates the proportion of marble powder replacement to the ratios of 28 -day compressive strength between control concrete and concrete that has had some of its cement replaced by marble powder. The second model that has been suggested offers streamlined and adjusted relationships for the water-cement law in cases when marble powder is used in place of some cement. Based on an analysis of the literature and experimental findings, recommendations have been proposed for using marble powder as a partial substitute for cement in concrete [5].

III. SYSTEM DEVELOPMENT

Mix proportions for grade of M-30 grade were designed by replacing cement and fine aggregate with marble powder and surkhi, respectively, in different variations. Mix design was designed as per IS 10262:2019 with water cement ratio of 0.45, to achieve a target strength of 38.25 N/mm². Twelve different proportions were designed where M states the percentage of cement replaced with marble powder and S states the replacement of surkhi with fine aggregate sand. Three different sets of proportions were made with a total of 12 variations, 4 variations in each set with same cement percentage replaced with different surkhi replacing sand variations. • Set 1 [M6S10, M6S120, M6S30, M6S40] • Set 2 [M9S10, M9S20, M9S30, M9S40] • Set 3 [M12S10, M12S20, M12S30, M12S40] Table 1 shows the variations with their full forms and percent replacements. The proportions were as follows.

EXPERIMENTAL ANALYSIS Fresh concrete was prepared and was poured in the cube specimen of 150 mm × 150 mm × 150 mm. Three specimens for 7 days and 3 specimens for 28 days of each variations were cast and cured. In total, 72 specimens were cast. Automated compression testing machine (CTM) was used for testing the specimens. The compressive strength was calculated using the formula:

$$f_c = P/A$$

- where f_c = compressive strength (N/mm²)
- P = maximum load (N)
- A = cross section of sample (mm²)

IV. RESULTS AND DISCUSSION

Twelve different variations were cast and were tested for compressive strength of 7 days and 28 days of curing. Six cubes of each variation were cast for 7 days and 28 days. Varying results were obtained with different percent combinations of replacing cement and sand with marble powder and surkhi, respectively. The observations and readings of the different proportions are given below. The first set of proportions were taken of 6% replacement of cement with marble powder and sand replacement with surkhi with percent varying from 10% to 40%. Table 2 shows the readings of 7 days and 28 days compressive strength of the above variations. Figure 1 depicts comparison of

compressive strengths for 7 days and 28 days of 6% replacement of cement with marble powder and sand replacement with surkhi varying from 10% to 40%.

Table 1. Abbreviations of variations.

S.N.	Variations Abbreviations	Percent Variations
1	M6S10	6% marble powder; 10% <i>surkhi</i>
2	M6S20	6% marble powder; 20% <i>surkhi</i>
3	M6S30	6% marble powder; 30% <i>surkhi</i>
4	M6S40	6% marble powder; 40% <i>surkhi</i>
5	M9S10	9% marble powder; 10% <i>surkhi</i>
6	M9S20	9% marble powder; 20% <i>surkhi</i>
7	M9S30	9% marble powder; 30% <i>surkhi</i>
8	M9S40	9% marble powder; 40% <i>surkhi</i>
9	M12S10	12% marble powder; 10% <i>surkhi</i>
10	M12S20	12% marble powder; 20% <i>surkhi</i>
11	M12S30	12% marble powder; 30% <i>surkhi</i>
12	M12S40	12% marble powder; 40% <i>surkhi</i>

Table 2. Readings of 7 days and 28 days compressive strength Set 1 variations.

Mix Proportions	7 Days Strength in N/mm ²	28 Days Strength in N/mm ²
M6S10	17.33	30.22
M6S20	19.55	31.11
M6S30	20	33.33
M6S40	22.22	34.66

Table 3. Readings of 7 days and 28 days compressive strength Set 2 variations.

Mix Proportions	7 Days Strength in N/mm ²	28 Days Strength in N/mm ²
M9S10	21.33	39.33
M9S20	22.66	40.44
M9S30	24.44	44.44
M9S40	26.66	42.66

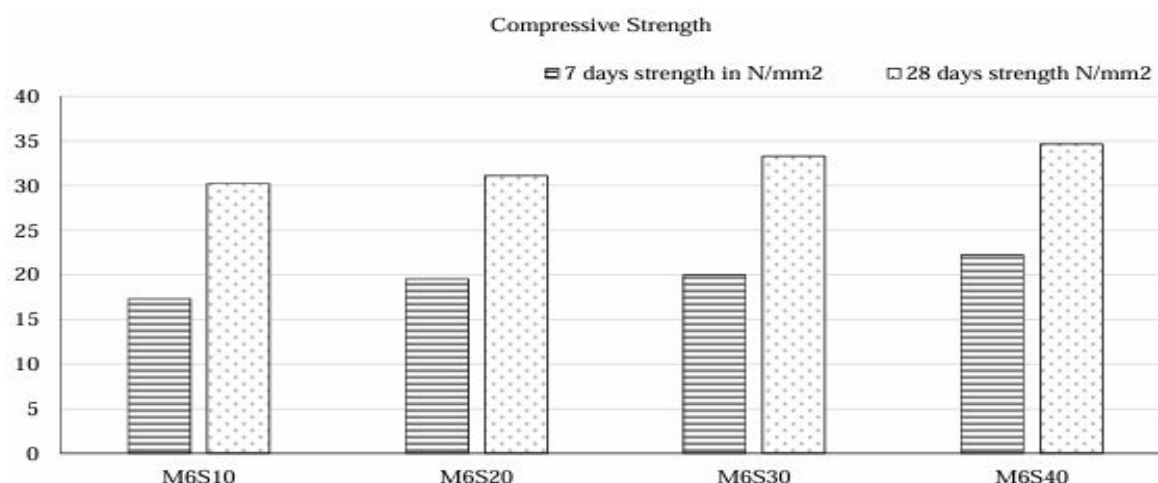


Figure 1. Comparison of 7 days and 28 days strength of Set 1 variations.

The second set of proportions were taken of 9% replacement of cement with marble powder and sand replacement with surkhi varying from 10% to 40%.

Table 3 shows the readings of 7 days and 28 days compressive strength of the above variations.

Figure 2 depicts comparison of compressive strengths for 7 days and 28 days of 9% replacement of cement with marble powder and sand replacement with surkhi varying from 10% to 40%.

The third set of proportions were taken of 12% replacement of cement with marble powder and sand replacement with surkhi varying from 10% to 40%.

Table 4 shows the readings of 7 days and 28 days compressive strength of the above variations. Figure 3 depicts comparison of compressive strengths for 7 days and 28 days of 12% replacement of cement with marble powder and sand replacement with surkhi varying from 10% to 40%.

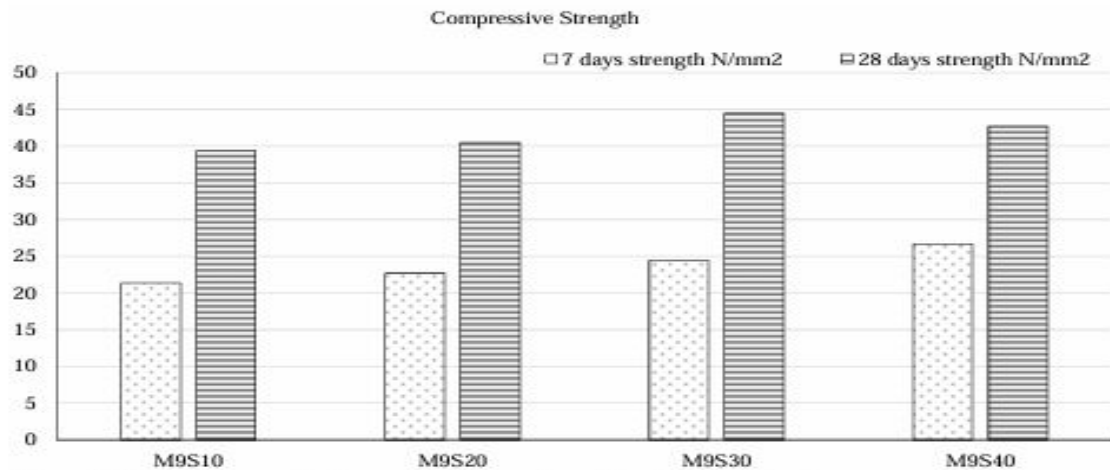


Figure 2. Comparison of 7 days and 28 days strength of Set 2 variations.

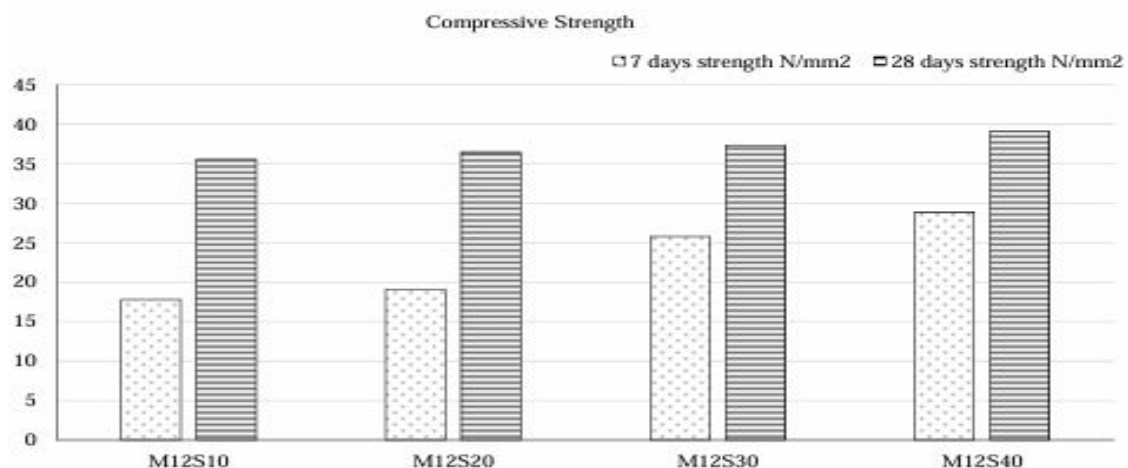


Figure 3. Comparison of 7 days and 28 days strength of Set 3 variations.

Table 4. Readings of 7 days and 28 days compressive strength Set 3 variations.

Mix Proportions	7 Days Strength in N/mm²	28 Days Strength in N/mm²
M12S10	17.77	35.55
M12S20	19.11	36.44
M12S30	25.77	37.33
M12S40	28.88	39.11

V. CONCLUSIONS AND FINDINGS

The experimental analysis was done on replacing cement with marble powder and sand with surkhi in various proportions. Different specimens were cast and the compressive strength test was taken on 7 days and 28 days, respectively. As per the IS 10262:2019, the average compressive strength of cubes at 7 days should not be less than 65% and that at 28 days should not be less than 90%.

The conclusions were drawn from the results:

1. All variations with marble powder replacing cement with 9 % as well as 12% and surkhi replacing sand variations with 10%, 20%, 30%, 40% shows an increase in the 28th day compressive strength of cubes.
2. A slight reduction in 7 days strength of variation with 9% marble powder replacement and 10% and 20% surkhi was observed.
3. Proportion mix with 9% marble powder replacement and 30% and 40% surkhi showed satisfactory 7th day strength.
4. Similarly, reduction in 7 days strength of variation with 12% marble powder replacement and 10% and 20% surkhi was observed.
5. A satisfactory gain in 7 days strength with 12% marble powder replacement and 30% and 40% surkhi was seen.
6. Proportion mix of 6% marble powder and 40% surkhi satisfies the 28 days criteria for compressive strength while all other proportions with 6% marble powder are observed to decrease the compressive strength significantly.
7. It is observed that percent increase in surkhi with respect to marble powder in variation increases the compressive strength.
8. A noticeable decrease in compressive strength is observed when percent of surkhi decreases with increased percent of marble powder (Figures 4 and 5).



Figure 4. The cast specimens.



Figure 5. Compression testing machine (CTM).

REFERENCES

1. Polydorou T, Kyriakides N, Neocleous K, Hadjimitsis D. Use of quarry waste in concrete and cementitious mortars. In: Colangelo F, Cioffi R, Farina I, editors. Handbook of Sustainable Concrete and Industrial Waste Management. Amsterdam, Netherlands: Elsevier; 2022. 289–304.
2. Arif R, Khitab A, Kirgiz MS, Khan RBN, Tayyab S, Khan RA, Anwar W, Arshad MT. Experimental analysis on partial replacement of cement with brick powder in concrete. Case Stud Construct Mater. 2021; 15: e00749.
3. Mansoor SS, Hama SM, Hamdullah DN. Effectiveness of replacing cement partially with waste brick powder in mortar. J Eng Sci. 2021; 131: 401–408.
4. Singhal V, Nagar R, Agrawal V. Use of marble slurry powder and fly ash to obtain sustainable concrete. Mater Today Proc. 2021; 44 (Part 6): 4387–4392.
5. Singh M, Srivastava A, Bhunia D. Analytical and experimental investigations on using waste marble powder in concrete. J Mater Civil Eng. 2019; 31 (4): 04019011.
6. Ashish DA. Concrete made with waste marble powder and supplementary cementitious material for sustainable development. J Cleaner Prod. 2019; 211: 716–729.
7. Aliabdo AA, Abd Elmoaty M, Auda EM. Re-use of waste marble dust in the production of cement and concrete. Construct Build Mater. 2013; 50: 28–41.
8. Hebhouh H, Aoun H, Belachia M, Houari H, Ghorbel E. Use of waste marble aggregates in concrete. Construct Build Mater. 2011; 25 (3): 1167–1171.
9. Corinaldesi V, Moriconi G, Naik TR. Characterization of marble powder for its use in mortar and concrete. Construct Build Mater. 2009; 11: 113–117.
10. Ge Z, Gao Z, Sun R, Zheng L. Mix design of concrete with recycled clay-brick-powder using the orthogonal design method. Construct Build Mater. 2012; 31: 289–293.
11. Soutsos MN, Tang K, Millard SG. Concrete building blocks made with recycled demolition aggregate. Construct Build Mater. 2011; 25 (2): 726–735.



INTERNATIONAL
STANDARD
SERIAL
NUMBER
INDIA



INTERNATIONAL JOURNAL OF INNOVATIVE RESEARCH

IN SCIENCE | ENGINEERING | TECHNOLOGY

 9940 572 462  6381 907 438  ijirset@gmail.com



www.ijirset.com

Scan to save the contact details